

AKU COLOR, LINOLEUM

How to create the ideal sound experience in a room.

The importance of acoustic control is underestimated in many buildings. Sound affects us in our daily lives. It can make the difference between a good and a bad day at school, work, the cinema, the theatre, etc.

Reduce noise levels effectively acoustic panels.

How do you create the ideal indoor climate, both in private homes and at work? Do you have challenges with hearing what others say, when there is more than one person in the room? The challenge with poor acoustics, is well known and a big challenge for many people!

SOUND TEST

Measurement of sound-absorption

Measurement of sound absorption coefficient acc. DS/EN ISO 354:2003

Frequency [Hz]	α_s
100	0.09
125	0.22
160	0.30
200	0.53
250	0.56
315	0.87
400	0.99
500	0.97
630	0.97
800	1.02
1k	1.02
1.25k	0.91
1.6k	0.90
2k	0.87
2.5k	0.80
3.15k	0.81
4k	0.77
5k	0.71

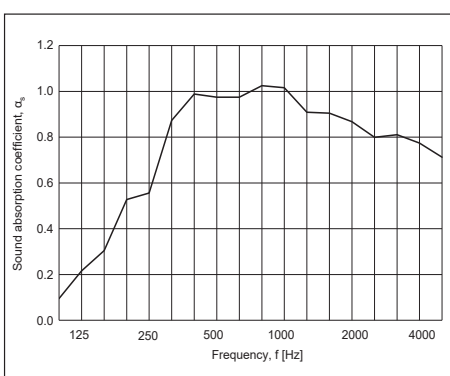


Figure 1:
Mounting: Spacing 45mm behind panels.
Closed frame around edges.

Test Area 10.8 m² Sab
Room volume 215 m³
Room surface area 305 m³

Frequency [Hz]	α_s
100	0.02
125	0.02
160	0.02
200	0.05
250	0.05
315	0.11
400	0.16
500	0.26
630	0.32
800	0.46
1k	0.63
1.25k	0.78
1.6k	0.97
2k	1.11
2.5k	1.05
3.15k	0.88
4k	0.75
5k	0.68

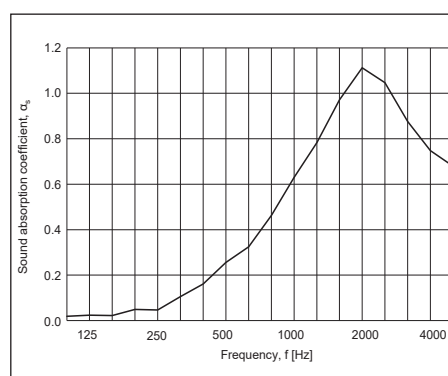


Figure 2:
Mounting: The 11 panels were laid out flat on the concrete floor in the reverberation test room.
Closed frame around edges.

Test Area 10.8 m² Sab
Room volume 215 m³
Room surface area 305 m³

Veneer	Core	Felt	Dimensions	m ²	Weight
Linoleum Nero			20 x 600 x 2400 mm	1,44	10,3 kg
			20 x 600 x 3000 mm	1,8	12,9 kg
Linoleum Ash			20 x 600 x 2400 mm	1,44	10,3 kg
			20 x 600 x 3000 mm	1,8	12,9 kg
Linoleum Burgundy			20 x 600 x 2400 mm	1,44	10,3 kg
			20 x 600 x 3000 mm	1,8	12,9 kg
Linoleum Pewter			20 x 600 x 2400 mm	1,44	10,3 kg
			20 x 600 x 3000 mm	1,8	12,9 kg
Linoleum Pearl			20 x 600 x 2400 mm	1,44	10,3 kg
			20 x 600 x 3000 mm	1,8	12,9 kg
Linoleum Salsa			20 x 600 x 2400 mm	1,44	10,3 kg
			20 x 600 x 3000 mm	1,8	12,9 kg
Linoleum Mauve			20 x 600 x 2400 mm	1,44	10,3 kg
			20 x 600 x 3000 mm	1,8	12,9 kg

How to create the ideal sound experience in a room.

The importance of acoustic control is underestimated in many buildings. Sound affects us in our daily lives. It can make the difference between a good and a bad day at school, work, the cinema, the theatre, etc.

Reduce noise levels effectively acoustic panels.

How do you create the ideal indoor climate, both in private homes and at work? Do you have challenges with hearing what others say, when there is more than one person in the room? The challenge with poor acoustics, is well known and a big challenge for many people!

SOUND TEST

Measurement of sound-absorption

Measurement of sound absorption coefficient acc. DS/EN ISO 354:2003

Frequency [Hz]	α_s
100	0.09
125	0.22
160	0.30
200	0.53
250	0.56
315	0.87
400	0.99
500	0.97
630	0.97
800	1.02
1k	1.02
1.25k	0.91
1.6k	0.90
2k	0.87
2.5k	0.80
3.15k	0.81
4k	0.77
5k	0.71

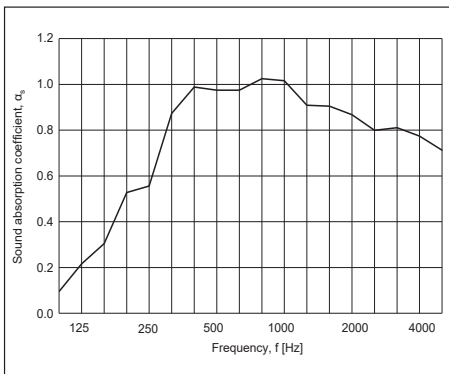


Figure 1:
Mounting: Spacing 45mm behind panels.
Closed frame around edges.

Test Area 10.8 m² Sab
Room volume 215 m³
Room surface area 305 m³

Frequency [Hz]	α_s
100	0.02
125	0.02
160	0.02
200	0.05
250	0.05
315	0.11
400	0.16
500	0.26
630	0.32
800	0.46
1k	0.63
1.25k	0.78
1.6k	0.97
2k	1.11
2.5k	1.05
3.15k	0.88
4k	0.75
5k	0.68

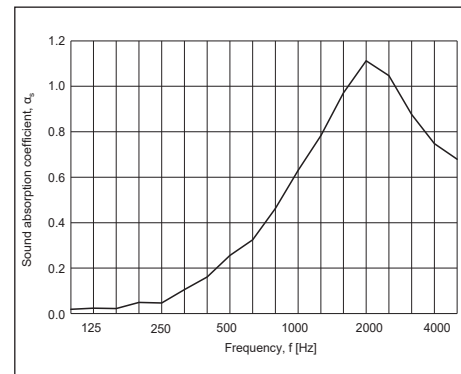


Figure 2:
Mounting: The 11 panels were laid out flat on the concrete floor in the reverberation test room.
Closed frame around edges.

Test Area 10.8 m² Sab
Room volume 215 m³
Room surface area 305 m³

Veneer	Core	Felt	Dimensions	m ²	Weight
Linoleum Nero	■	■ ■ ■ ■ ■	20 x 600 x 2400 mm 20 x 600 x 3000 mm	1,44 1,8	10,3 kg 12,9 kg
Linoleum Ash	■	■ ■ ■ ■ ■	20 x 600 x 2400 mm 20 x 600 x 3000 mm	1,44 1,8	10,3 kg 12,9 kg
Linoleum Burgundy	■	■ ■ ■ ■ ■	20 x 600 x 2400 mm 20 x 600 x 3000 mm	1,44 1,8	10,3 kg 12,9 kg
Linoleum Pewter	■	■ ■ ■ ■ ■	20 x 600 x 2400 mm 20 x 600 x 3000 mm	1,44 1,8	10,3 kg 12,9 kg
Linoleum Pearl	■	■ ■ ■ ■ ■	20 x 600 x 2400 mm 20 x 600 x 3000 mm	1,44 1,8	10,3 kg 12,9 kg
Linoleum Salsa	■	■ ■ ■ ■ ■	20 x 600 x 2400 mm 20 x 600 x 3000 mm	1,44 1,8	10,3 kg 12,9 kg
Linoleum Mauve	■	■ ■ ■ ■ ■	20 x 600 x 2400 mm 20 x 600 x 3000 mm	1,44 1,8	10,3 kg 12,9 kg

Linoleum Conifer		20 x 600 x 2400 mm 20 x 600 x 3000 mm	1,44 1,8	10,3 kg 12,9 kg
Linoleum Pebble		20 x 600 x 2400 mm 20 x 600 x 3000 mm	1,44 1,8	10,3 kg 12,9 kg
Linoleum Mushroom		20 x 600 x 2400 mm 20 x 600 x 3000 mm	1,44 1,8	10,3 kg 12,9 kg
Linoleum Vapour		20 x 600 x 2400 mm 20 x 600 x 3000 mm	1,44 1,8	10,3 kg 12,9 kg
Linoleum Iron		20 x 600 x 2400 mm 20 x 600 x 3000 mm	1,44 1,8	10,3 kg 12,9 kg
Linoleum Smokey Blue		20 x 600 x 2400 mm 20 x 600 x 3000 mm	1,44 1,8	10,3 kg 12,9 kg
Linoleum Aquavert		20 x 600 x 2400 mm 20 x 600 x 3000 mm	1,44 1,8	10,3 kg 12,9 kg
Linoleum Midnight Blue		20 x 600 x 2400 mm 20 x 600 x 3000 mm	1,44 1,8	10,3 kg 12,9 kg
Linoleum Spring Green		20 x 600 x 2400 mm 20 x 600 x 3000 mm	1,44 1,8	10,3 kg 12,9 kg
Linoleum Pistachio		20 x 600 x 2400 mm 20 x 600 x 3000 mm	1,44 1,8	10,3 kg 12,9 kg
Linoleum Olive		20 x 600 x 2400 mm 20 x 600 x 3000 mm	1,44 1,8	10,3 kg 12,9 kg
Linoleum Powder		20 x 600 x 2400 mm 20 x 600 x 3000 mm	1,44 1,8	10,3 kg 12,9 kg
Linoleum Orange Blast		20 x 600 x 2400 mm 20 x 600 x 3000 mm	1,44 1,8	10,3 kg 12,9 kg

GENERAL INFORMATION

Tolerances/Deviations from specified dimensions

Tolerances: +/- 3mm.

Angularity: length/width +/- 2mm.

Weight +/- 10%

Our slats are either made of MDF or plywood, with real veneer glued to the front. This means that there may be shade differences in the expression of the veneer.

Cleaning?

Our acoustic panels can be easily cleaned with a wrung damp cloth or with a vacuum cleaner.

How large an area can I cover with acoustic panels in a privat home?

We recommend that you cover approximately 20% of the wall area or about 30% of the floor area in the room to improve the room's sound quality significantly.



EASY INSTALLATION

Mounting of panels

It's super easy to install our acoustic panels. Mounting can be done directly on the wall with glue or screws - or on 45mm laths.

When mounting with screws, we recommend 15 screws per panel (4.0x30mm) for a panel length of 240cm (18-21 pcs for 300/360cm)

See assembly drawing.

Disposal/Recycling:

Sustainability is an important part of our DNA. Therefore, we have focused on making the handling of our panels after use as simple as possible (see illustration to the right).

1. The felt (backing) is removed from the slats and disposed of as plastic waste, which can be recycled.
2. The slats are sorted as recycled wood, which can be recycled into new materials.

Figure 3:

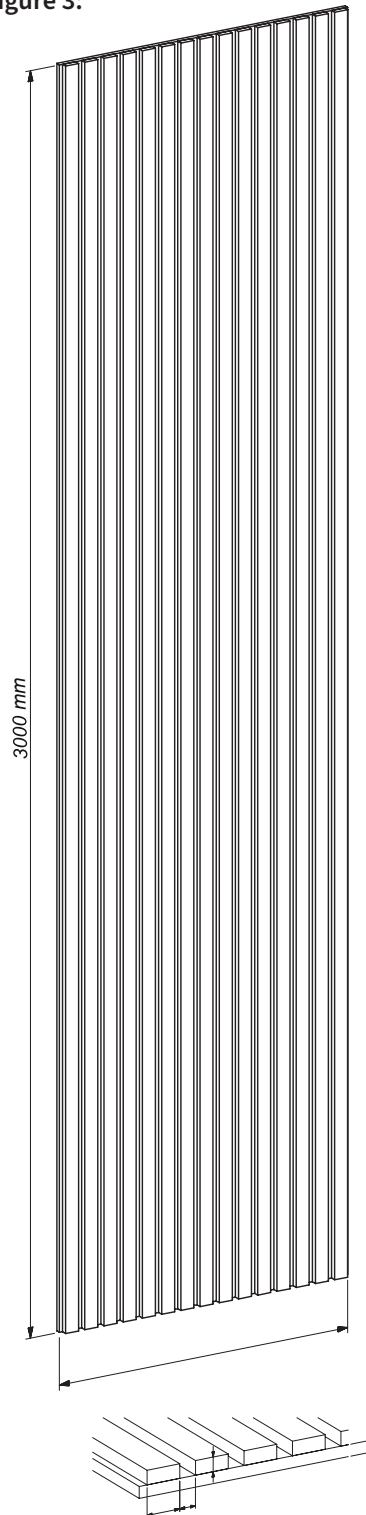


Figure 4:

